

COMSC-032

**Web Site Development-
Web Design**



Part-Time Instructor: Joenil Mistal

Lecture 5



5

**CSS Page Layout
using DIV Tags**

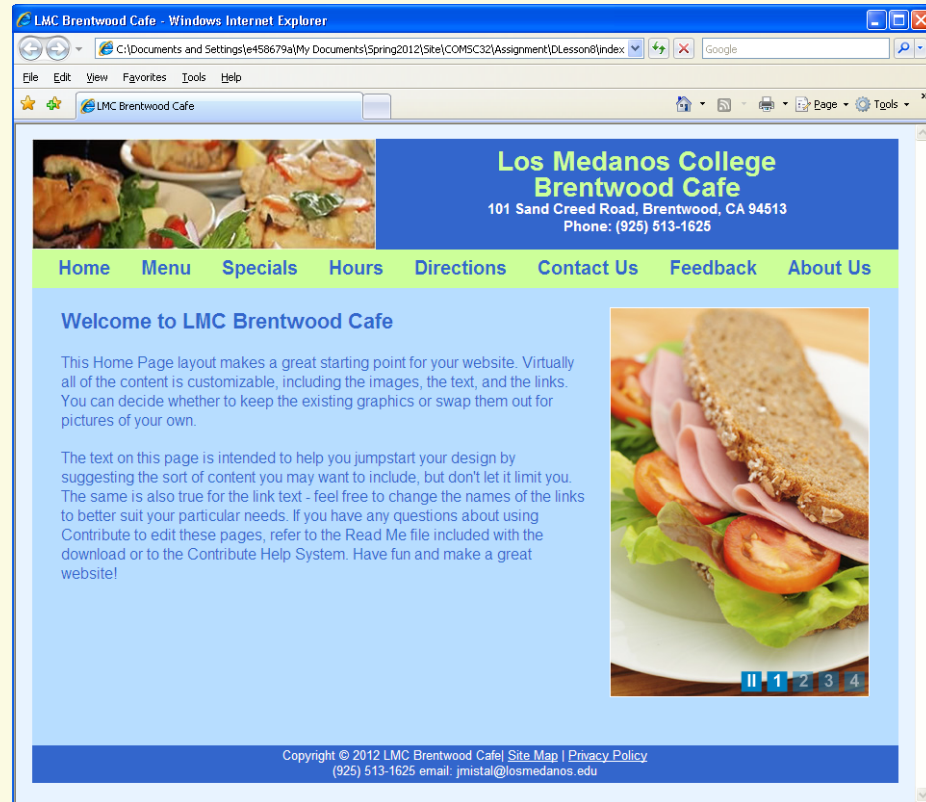
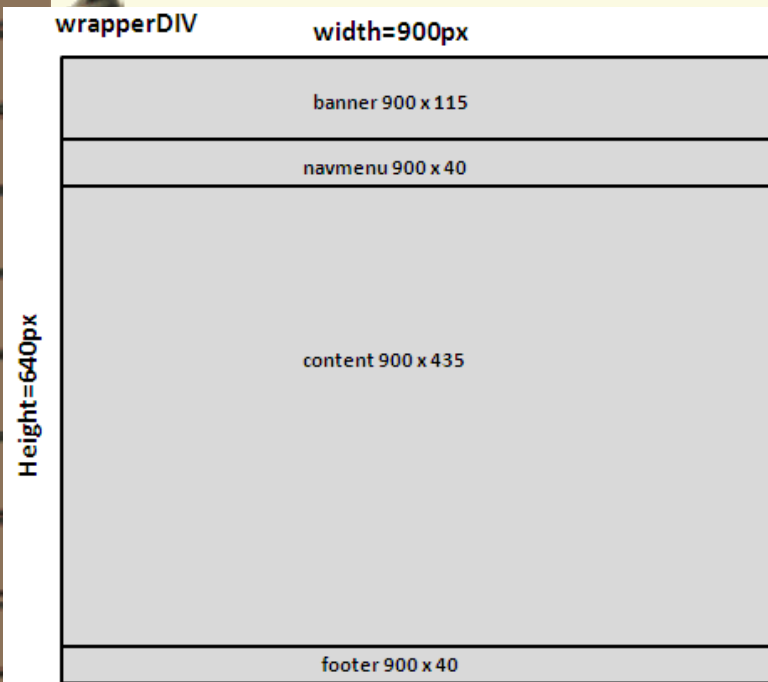
Lecture 5

- One Column Page Layout
- Two Columns Page Layout
- Float Property
- Clear Property
- Page Layout Design Techniques



CSS Page Layout

One Column Page Layout with Navigation Across the Top



One Column Page Layout with Navigation Across the Top

```
<body>
<div id="wrapper">
  <div id="banner">Content for id "banner" Goes Here</div>
  <div id="navmenu">Content for id "navmenu" Goes Here</div>
  <div id="content">Content for id "content" Goes Here</div>
  <div id="footer">Content for id "footer" Goes Here</div>
</div>
</body>
```



```
#wrapper {
  background-color: #B7DDFF;
  height: 630px;
  width: 900px;
  margin-right: auto;
  margin-left: auto;
}
#banner {
  background-color: #3366CC;
  height: 115px;
  width: 900px;
}
#navmenu {
  background-color: #CCFF99;
  height: 40px;
  width: 900px;
}
#content {
  background-color: #B7DDFF;
  height: 475px;
  width: 900px;
}
#footer {
  background-color: #3366CC;
  height: 40px;
  width: 900px;
}
body {
  font-family: Arial, Helvetica, sans-serif;
  font-size: 16px;
  color: #000066;
  background-color: #E8F3FF;
}
```

Content for id "banner" Goes Here

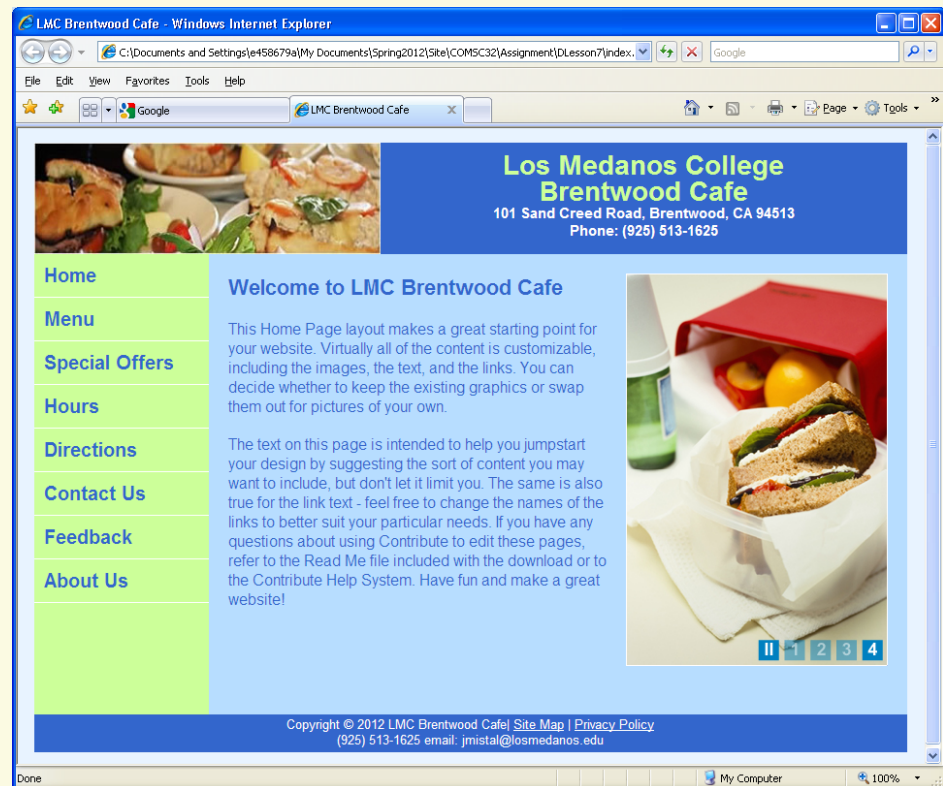
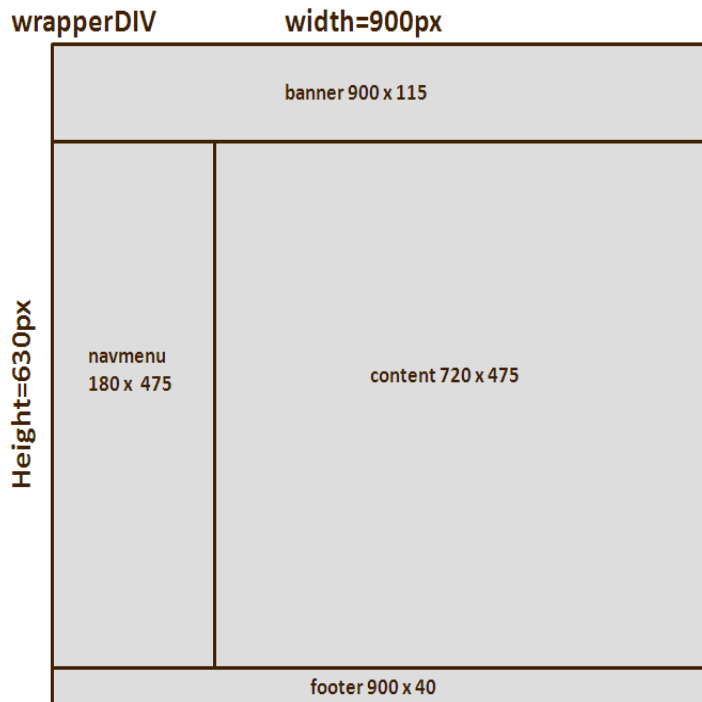
Content for id "navmenu" Goes Here

Content for id "content" Goes Here

Content for id "footer" Goes Here

CSS Page Layout

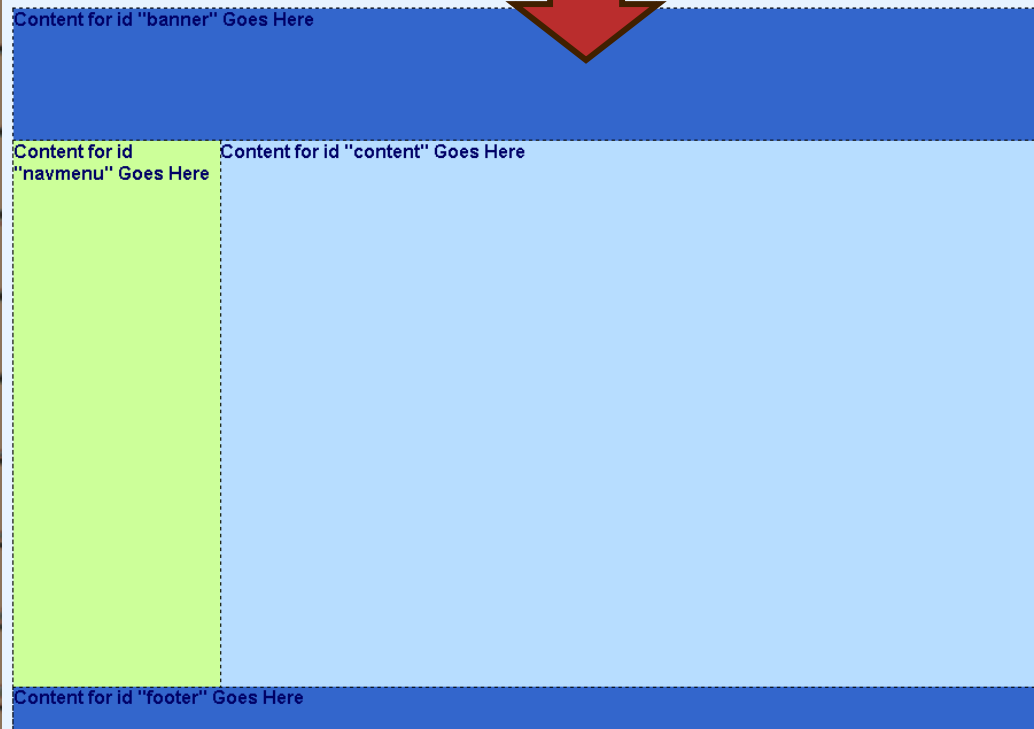

Two Columns with Navigation on Left Side of the Page



Two Columns with Navigation on Left Side of the Page

```
<body>
<div id="wrapper">
  <div id="banner">Content for id "banner" Goes Here</div>
  <div id="navmenu">Content for id "navmenu" Goes Here</div>
  <div id="content">Content for id "content" Goes Here</div>
  <div id="footer">Content for id "footer" Goes Here</div>
</div>
</body>
```

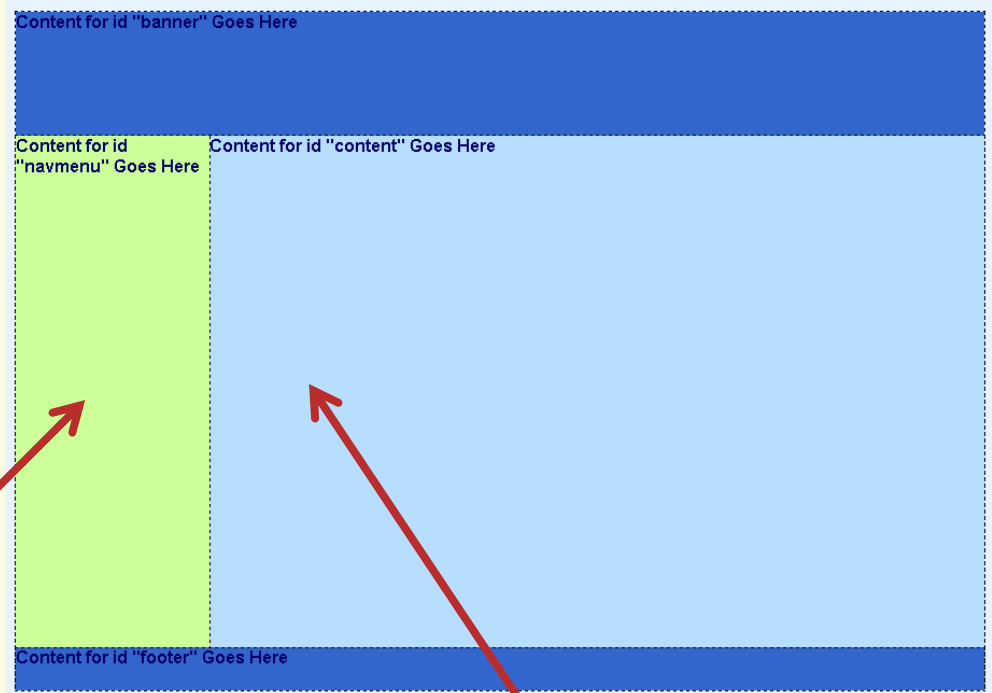
```
#wrapper {
  background-color: #B7DDFF;
  height: 630px;
  width: 900px;
  margin-right: auto;
  margin-left: auto;
}
#banner {
  background-color: #3366CC;
  height: 115px;
  width: 900px;
}
#navmenu {
  background-color: #CCFF99;
  float: left;
  height: 475px;
  width: 180px;
}
#content {
  background-color: #B7DDFF;
  float: right;
  height: 475px;
  width: 720px;
}
#footer {
  background-color: #3366CC;
  clear: both;
  height: 40px;
  width: 900px;
}
body {
  font-family: Arial, Helvetica, sans-serif;
  font-size: 16px;
  color: #000066;
  background-color: #E8F3FF;
  font-weight: bold;
}
```



Float Property

Two Columns with Navigation on Left Side of the Page

Elements that seem to “float” on the right or left side of either the browser window or another element are often configured using the **float property**.



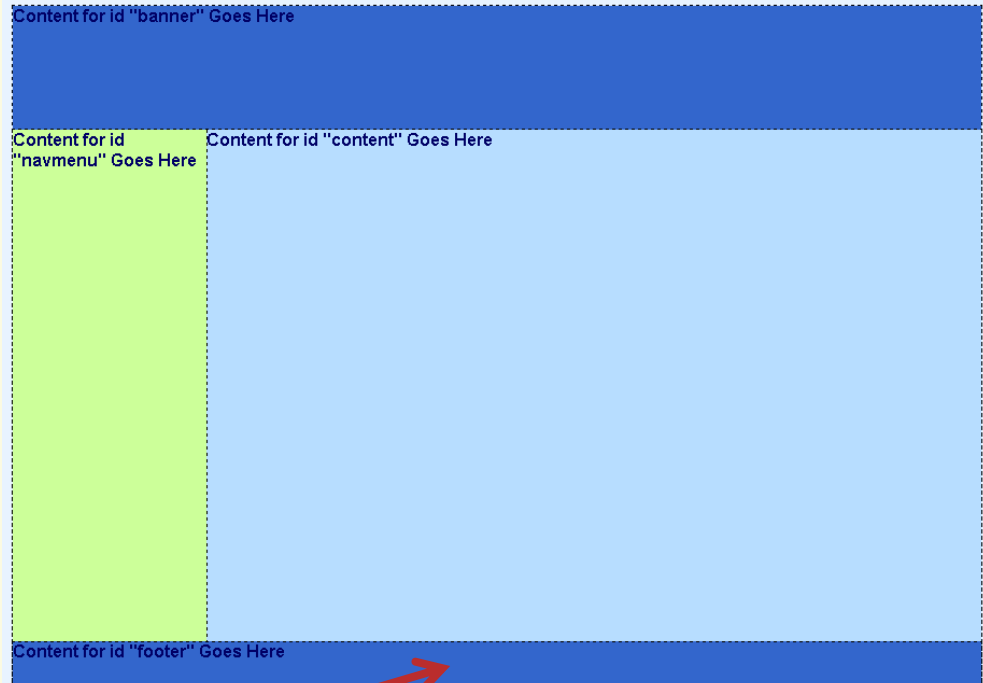
```
#navmenu {  
  background-color: #CCFF99;  
  float: left;  
  height: 475px;  
  width: 180px;  
}
```

```
#content {  
  background-color: #B7DDFF;  
  float: right;  
  height: 475px;  
  width: 720px;  
}
```

Clear Property

Two Columns with Navigation on Left Side of the Page

- Useful to “**clear**” or terminate a float
- Values are left, right, and both

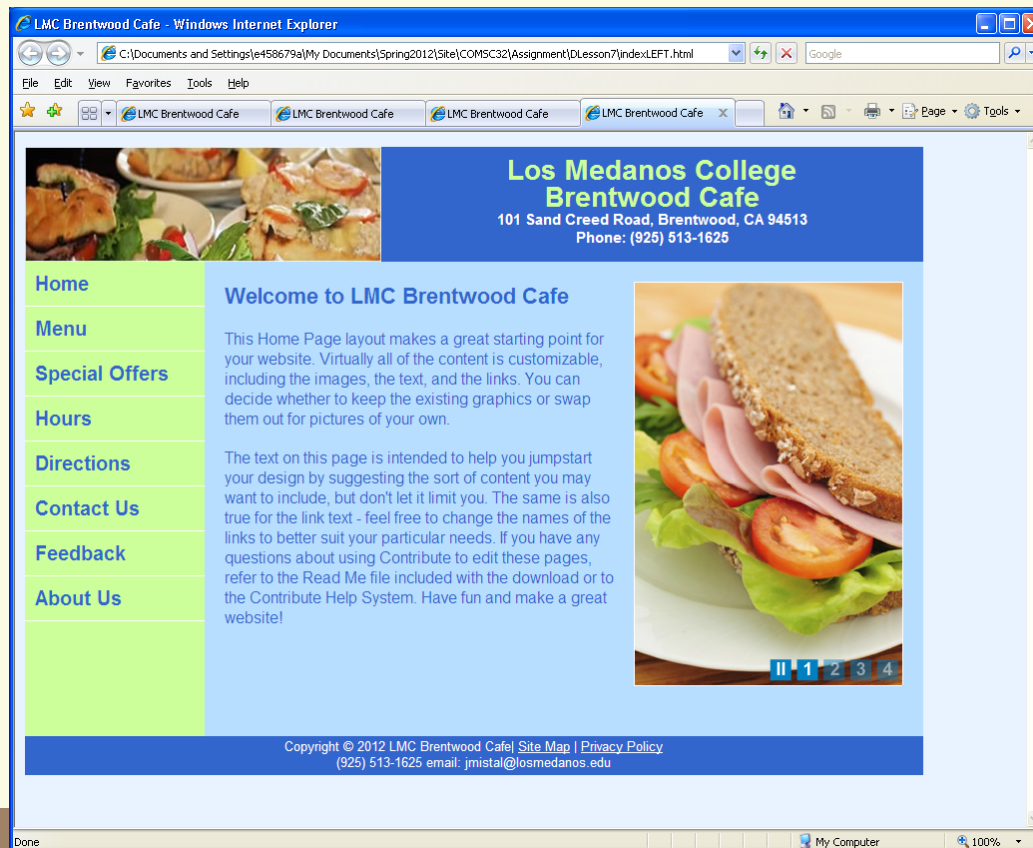


```
#footer {  
  background-color: #3366CC;  
  clear: both;  
  height: 40px;  
  width: 900px;  
}
```

Page Layout Design Techniques

■ Ice Design

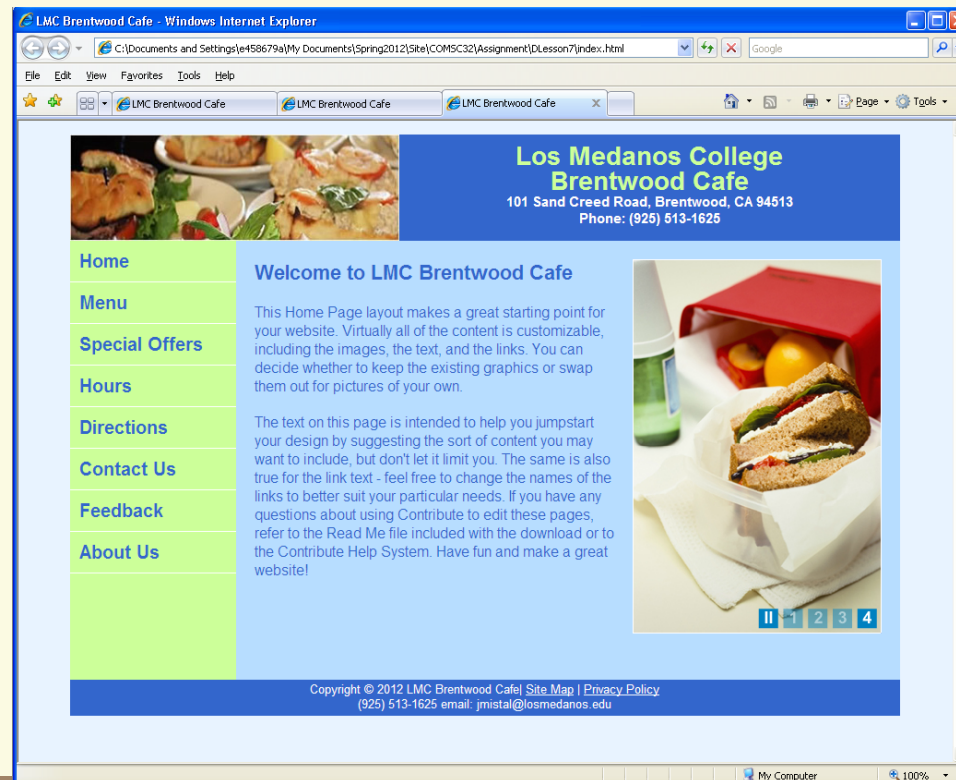
- AKA rigid or fixed design
- Fixed-width, usually at left margin



Page Layout Design Techniques

■ Jello Design

- Page content centered
- Often configured with a fixed or percentage width such as 80%



Page Layout Design Techniques

- **Liquid Design**
 - Page expands to fill the browser at all resolutions.

