

**COMSC-032**

---

# **Web Site Development**



**Part-Time Instructor: Joenil Mistal**

# Lecture 3

---




3

## Navigation Design and Layout

## Lecture 3:

---

- Navigation Design Best Practices
- Wireframe
- Horizontal and Vertical Navigation using Hyperlinks in a **Table**
- Horizontal and Vertical Navigation using Hyperlinks in an **Unordered List**



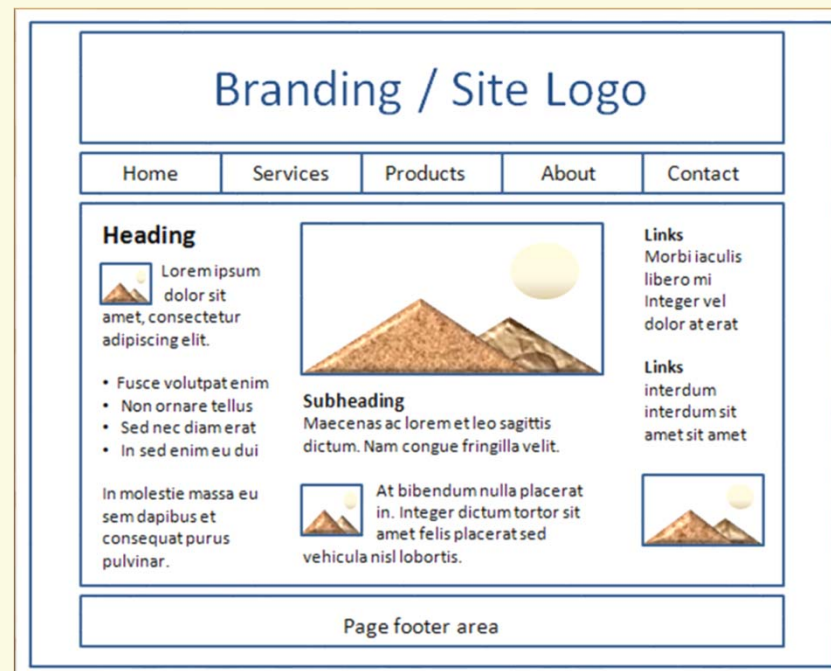
# Navigation Design

- **Make your site easy to navigate**
  - Provide clearly labeled navigation in the same location on each page
  - Most common – across top or down left side
- **Consider:**
  - Navigation Bars
  - Breadcrumb Navigation
  - Using Graphics for Navigation
  - Dynamic Navigation
  - Site Map
  - Site Search Feature



# Wireframe

- A sketch of blueprint of a web page
- Shows the structure of the basic page elements, including:
  - Logo
  - Navigation
  - Content
  - Footer



# Navigation Design Best Practices

---

- Main navigation links are clearly and consistently labeled.
- Navigation is easy to use for target audience.
- When the main navigation consist of images, the page footer area contains plain-text hyperlinks (accessibility)
- All navigation hyperlinks work (TEST, TEST, TEST).

# Horizontal Navigation using Hyperlinks in a Table



**HTML**

**CSS**

```
<div id="navigation">
  <table width="800" border="0" cellpadding="0" cellspacing="0" id="navmenu">
    <tr>
      <td><a href="index.html">Home</a></td>
      <td><a href="services.html">Services</a></td>
      <td><a href="askthetvet.html">Ask the Vet</a></td>
      <td><a href="hours.html">Hours</a></td>
      <td><a href="coupons.html">Coupons</a></td>
      <td><a href="contact.html">Contact</a></td>
      <td><a href="aboutus.html">About Us</a></td>
    </tr>
  </table>
</div>
```


```
#navmenu a {
  text-decoration: none;
  text-align: center;
  display: block;
  padding-top: 5px;
  padding-bottom: 5px;
  color: #003;
}
#navmenu a:hover {
  color: #FFF;
  background-color: #000048
}
```

# Vertical Navigation using Hyperlinks in a Table




|             |
|-------------|
| Home        |
| Services    |
| Ask the Vet |
| Hours       |
| Coupons     |
| Contact     |
| About Us    |

HTML



```
<div id="navigation">
  <table width="200" border="0" cellpadding="0" cellspacing="0" id="navmenu">
    <tr>
      <td><a href="index.html">Home</a></td>
    </tr>
    <tr>
      <td><a href="services.html" target="_self">Services </a></td>
    </tr>
    <tr>
      <td><a href="askthetvet.html">Ask the Vet </a></td>
    </tr>
    <tr>
      <td ><a href="hours.html">Hours</a></td>
    </tr>
    <tr>
      <td><a href="coupons.html">Coupons</a></td>
    </tr>
    <tr>
      <td><a href="contact.html">Contact </a></td>
    </tr>
    <tr>
      <td><a href="aboutus.html">About Us </a></td>
    </tr>
  </table>
</div>
```


CSS



```
#navmenu a {
  font-weight: bold;
  color: #000048;
  text-decoration: none;
  text-align: left;
  display: block;
  padding-left: 20px;
  padding-top: 15px;
  padding-bottom: 15px;
}
#navmenu a:hover {
  color: #FFFFFF;
  background-color: #000048;
}
```


# Horizontal Navigation using Hyperlinks in an Unordered List

Home Services Ask the Vet Hours Coupons Contact About Us



HTML

```
<div id="navmenu">
  <ul>
    <li><a href="index.html">Home</a></li>
    <li><a href="services.html">Services</a></li>
    <li><a href="askthetvet.html">Ask the Vet</a></li>
    <li><a href="hours.html">Hours</a></li>
    <li><a href="coupons.html">Coupons</a></li>
    <li><a href="contact.html">Contact</a></li>
    <li><a href="aboutus.html">About Us</a></li>
  </ul>
</div>
```




CSS

```
#navmenu ul {
  text-align: center;
  padding: 0px;
  margin-top: 1px;
  margin-right: 0px;
  margin-bottom: 1px;
  margin-left: 0px;
  list-style-type: none;
}
#navmenu li {
  display: inline;
  padding-top: 5px;
  padding-right: 5px;
  padding-bottom: 5px;
  padding-left: 5px;
}
#navmenu a {
  color: #000048;
  display: inline-block;
  text-decoration: none;
  padding-top: 6px;
  padding-right: 5px;
  padding-bottom: 6px;
  padding-left: 5px;
}
#navmenu a:hover {
  color: #FFF;
  background-color: #000048;
}
```

# Vertical Navigation using Hyperlinks in an Unordered List




HTML



```
<div id="navmenu">
  <ul>
    <li><a href="index.html">Home</a></li>
    <li><a href="services.html">Services</a></li>
    <li><a href="askthetvet.html">Ask the Vet</a></li>
    <li><a href="hours.html">Hours</a></li>
    <li><a href="coupons.html">Coupons</a></li>
    <li><a href="contact.html">Contact</a></li>
    <li><a href="aboutus.html">About Us</a></li>
  </ul>
</div>
```

CSS



```
#navmenu ul {
  list-style-type: none;
  margin-top: 1px;
  margin-right: 0px;
  margin-bottom: 0px;
  margin-left: 0px;
  padding: 0px;
}
#navmenu a {
  font-size: 25px;
  color: #000048;
  font-weight: bold;
  text-decoration: none;
  display: block;
  padding: 15px;
  margin: 0px;
}
#navmenu a:hover {
  color: #FFFFFF;
  background-color: #000048;
}
```